

Company name: Date:

Project :

Name:

Tel. / Fax : Email :

Delivery address:

Details of the lengths of material

Please note: Vibrasto cladding is 1,520 mm wide.
Add an extra 50 mm to lengths to allow insertion into the installation battens.

Different batches of fabric in the same colour may show very slight variations in shade. The layout plan must therefore be drawn up for each wall.

Knit style

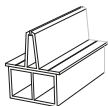
- MR (Round Knit)
- MGR ("Grain de riz" knit)

Colour

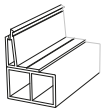
Lengths of material (LOM)

<input type="text"/>	x LOM(s) with length	<input type="text"/>	lin. m =	<input type="text"/>	lin. m
<input type="text"/>	x LOM(s) with length	<input type="text"/>	lin. m =	<input type="text"/>	lin. m
<input type="text"/>	x LOM(s) with length	<input type="text"/>	lin. m =	<input type="text"/>	lin. m
<input type="text"/>	x LOM(s) with length	<input type="text"/>	lin. m =	<input type="text"/>	lin. m
<input type="text"/>	x LOM(s) with length	<input type="text"/>	lin. m =	<input type="text"/>	lin. m
Total :					<input type="text"/> lin. m

Battens & Corner battens



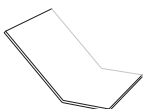
T-section joining battens (length: 3 m) lin. m



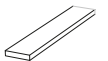
L-section, bare, black battens for sides (length: 3 m) lin. m
(Invisible battens)



L-section fabric-clad battens (length: 3 m) lin. m
(Visible battens)

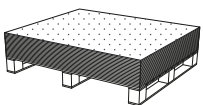


Metal corner battens for outside corners (length: 3 m) lin. m



Blind tacking strips (length: 2.5 m) lin. m

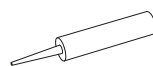
RI panels (25 mm thick: note that 2 layers are required to produce 50 mm of absorbent material)



1.49 m x 1.20 m (1.79 m²)

 U

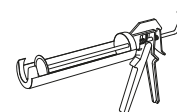
Adhesive for panels & battens



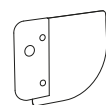
NEO 220 mastic adhesive
Battens (40 lin. m) / AP foam panels (10 U)

 U

Accessories



Mastic adhesive gun

 U


Round-blade tool (2 U)

 U